



User Activation

THE FUTURE IS **JOURNEY OF NEXT**

FOUNDED IN 2016, TODAY AS A LEADING METAVERSE SOLUTION PROVIDER IN THE DIGITAL DOMAIN OF INDIA, WITH OUR OPERATIONS AND CLIENTELE FOOTPRINTS ACROSS THE GLOBE.

6+ YEARS IN MARKET

100+

SATISFIED
CUSTOMERS

500+

SUCCESSFUL
PROJECTS

150+

TECHNOLOGY
EXPERTS



AVIATION



DEFENSE



GOVERNMENT



OIL & GAS



MANUFACTURING



AUTOMOBILE

PARTNERSHIPS

Microsoft
Partner | Mixed
Reality



McKinsey
& Company

SAMSUNG SDS

airtel 5G

TURNKEY PROJECTS



We developed VR based training modules for ground support.



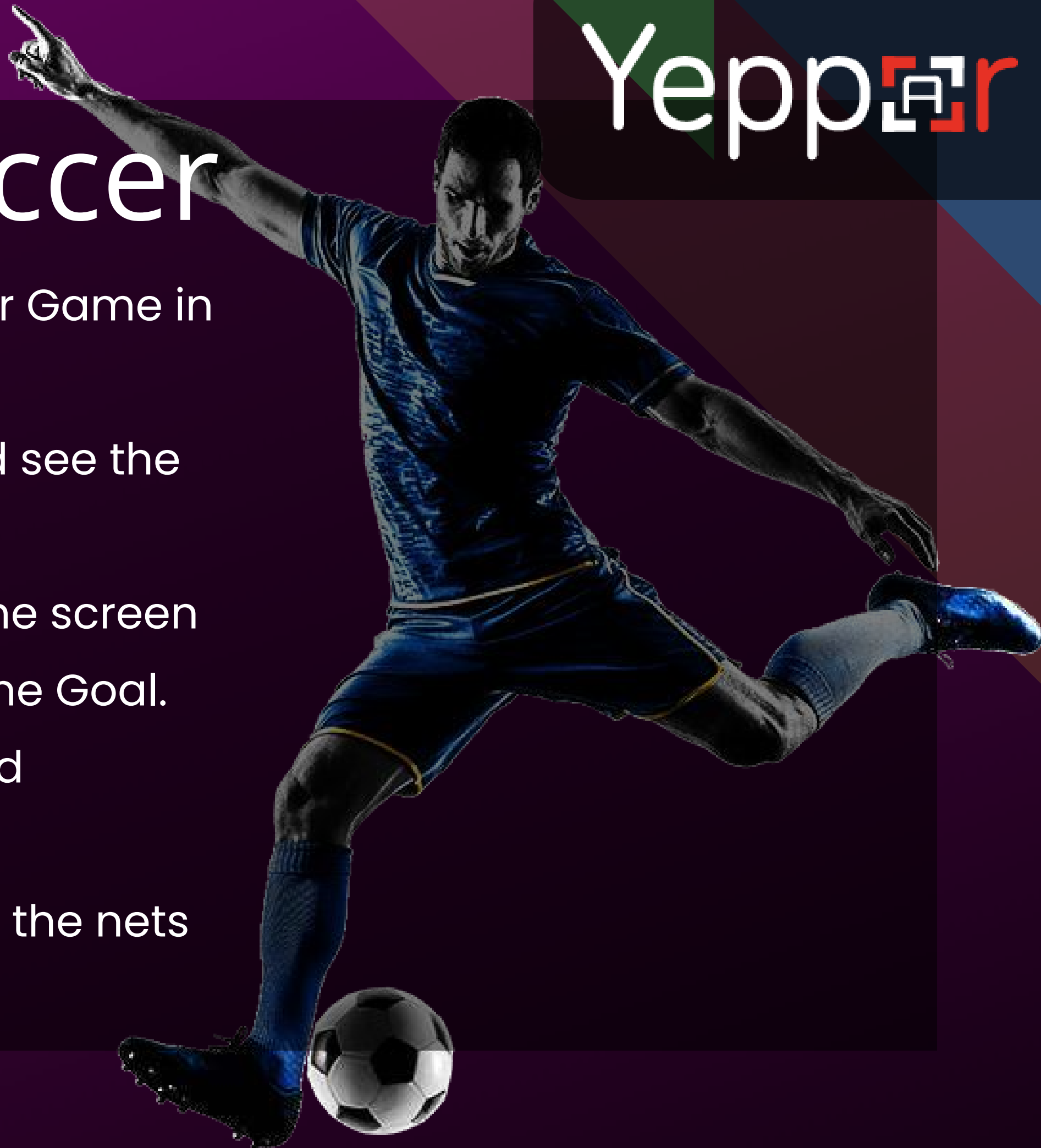
We created AR|MR experiences for training and maintenance.

Our Global Clients



AR Soccer

- The user will play the AR Enabled Soccer Game in this more.
- User will stand in the defined Arena and see the AR Ball on the screen.
- The user will have to see the ball over the screen and accordingly kick the ball towards the Goal.
- On kicking the ball, it would traverse and accordingly reach the goal post.
- The kicked ball will ideally get goaled in the nets to score a point.





AR Soccer
Arena



Spectator
in Arena



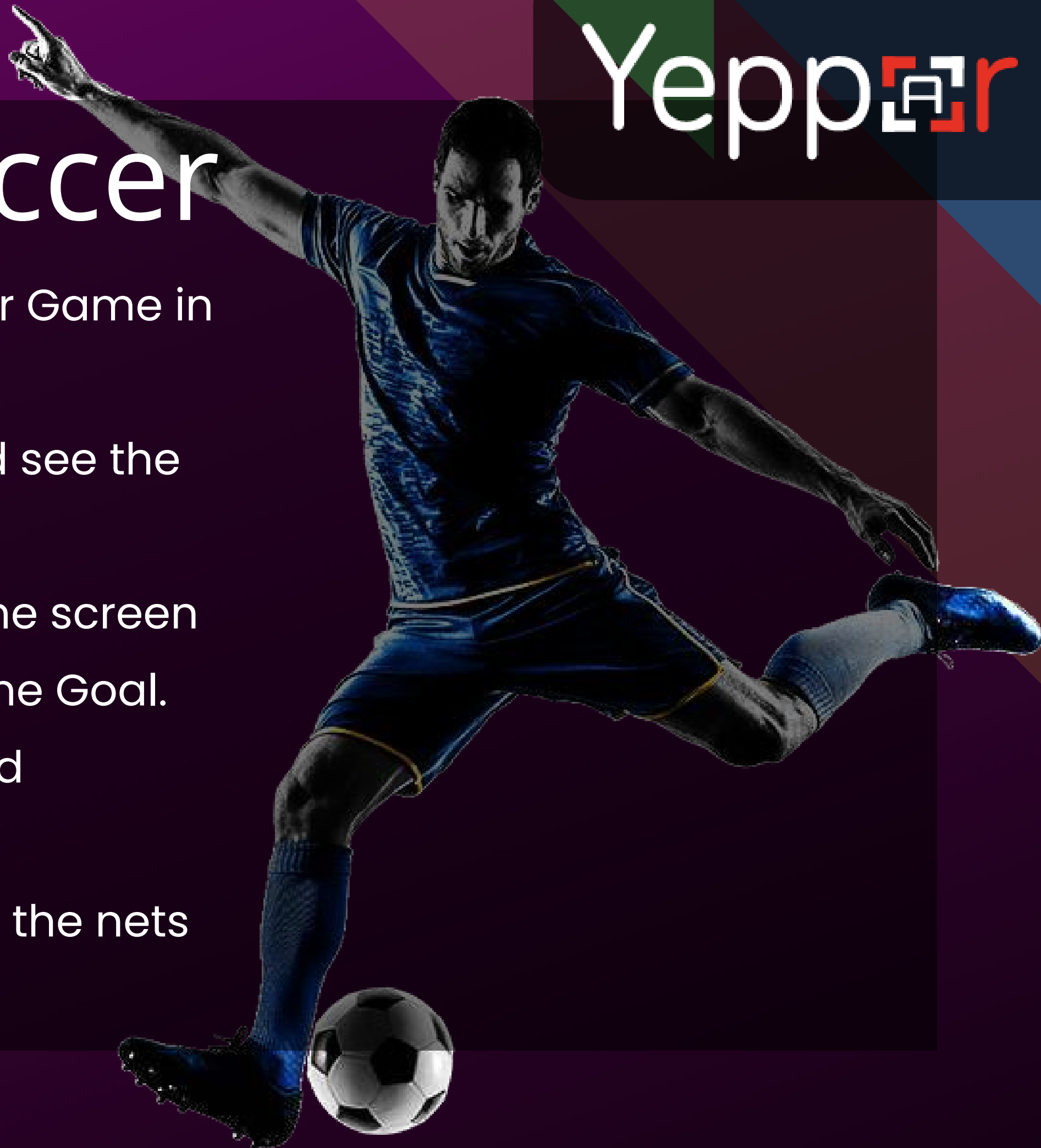
Kicking
AR Ball




AR ball
post the
Kick

AR Soccer

- The user will play the AR Enabled Soccer Game in this more.
- User will stand in the defined Arena and see the AR Ball on the screen.
- The user will have to see the ball over the screen and accordingly kick the ball towards the Goal.
- On kicking the ball, it would traverse and accordingly reach the goal post.
- The kicked ball will ideally get goaled in the nets to score a point.

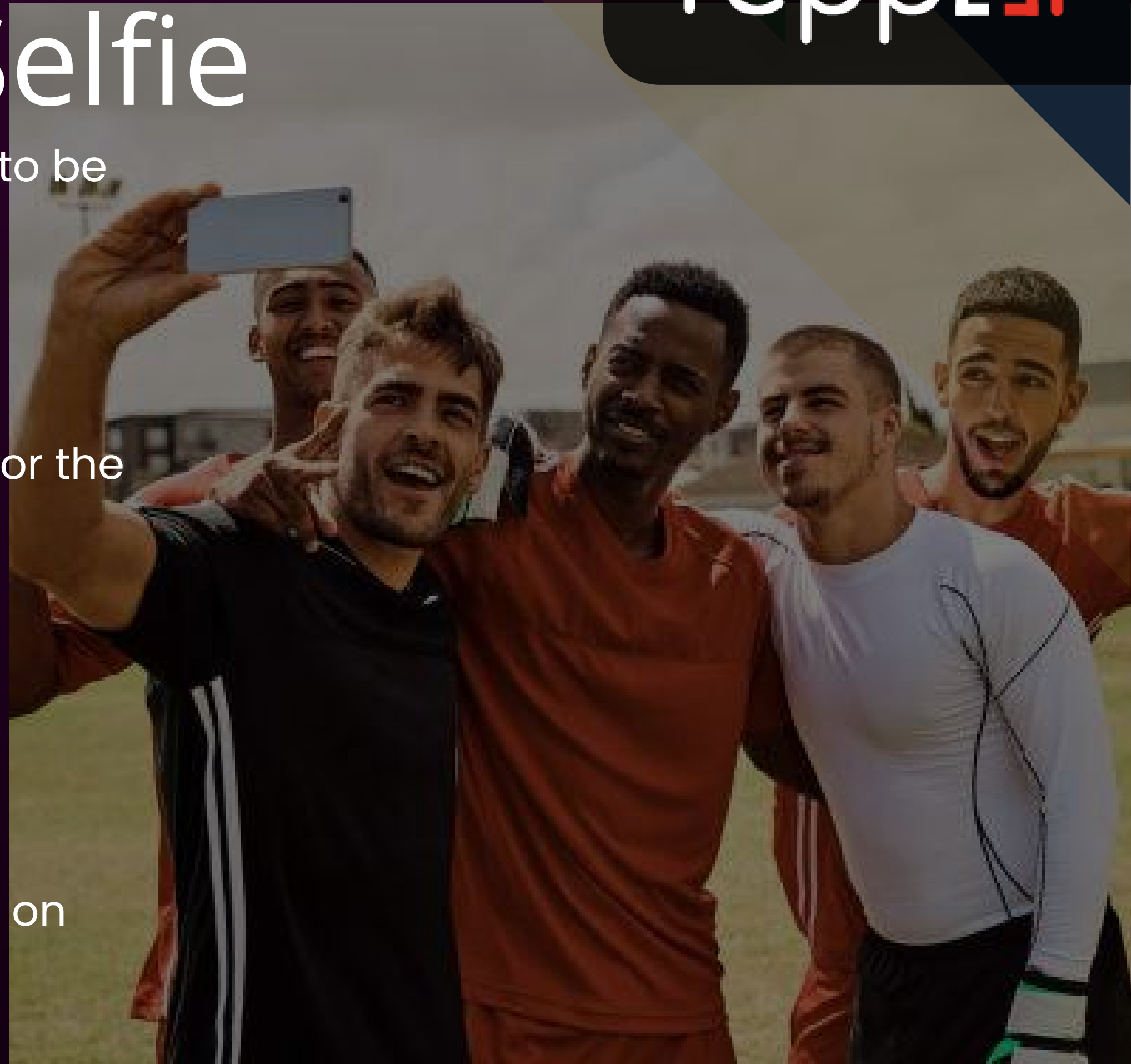


AR Selfie With Player



AR Selfie

- The user will select the mode of selfie to be clicked.
- User selects their favourite player.
- User then stands far from the area.
- The selected player will overlay in AR for the Selfie
- AR Player will also be seen on the LED Display screen.
- The user clicks their image with the particular player.
- image click can be saved and shared on various Social Media Platforms.



SELFIE ZONE

Select mode



With Player



With Team

AR Selfie Booth



SELFIE ZONE

Selfie with player



Messi



Neymar



Ronaldo



Ricardo



Player Selection

SELFIE ZONE

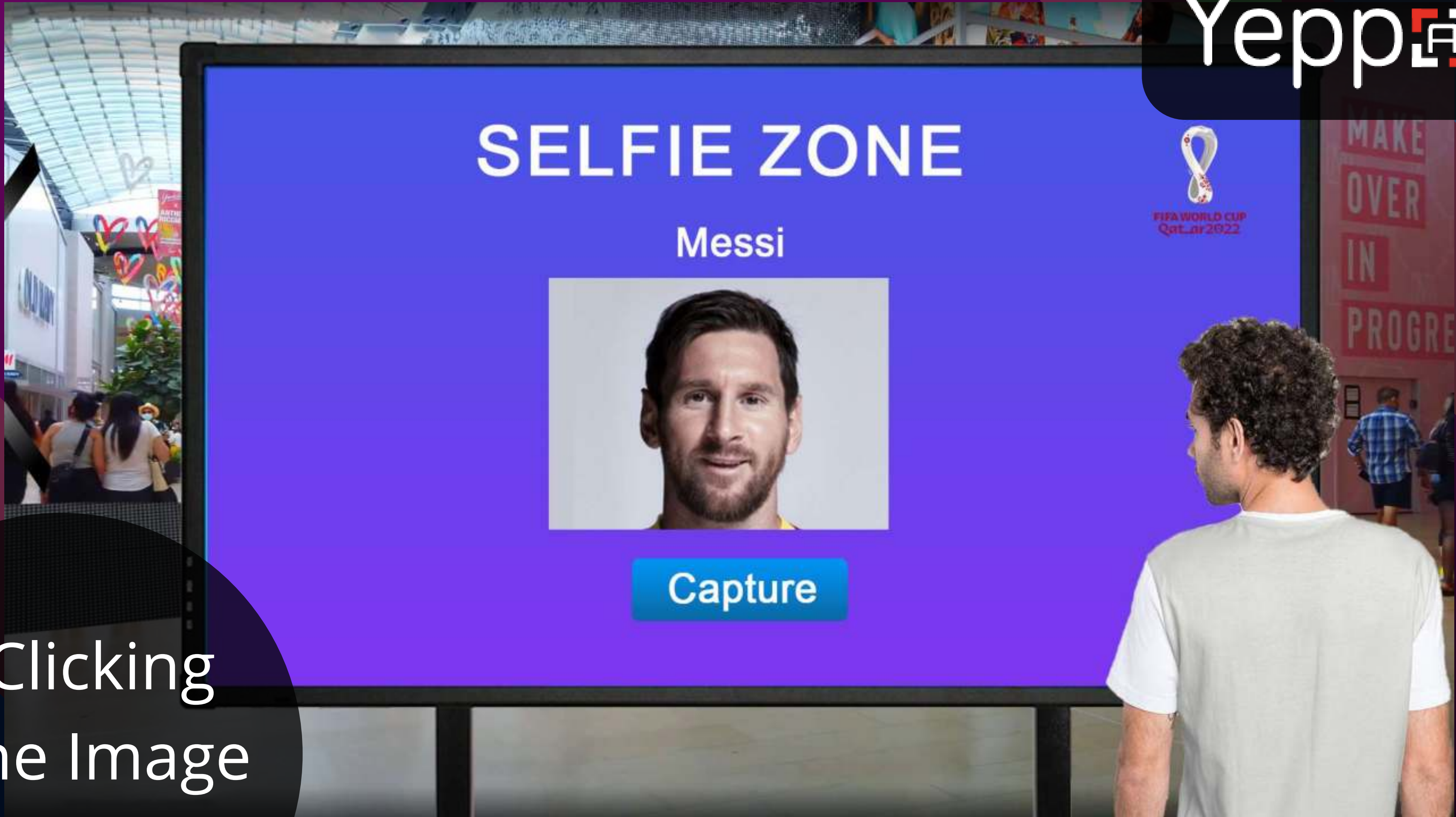
Messi



Capture



Clicking
the Image





Standing
Apart for
Selfie



Selfie
Clicked.!

AR Selfie With Team



AR Selfie

- The user will select the mode of selfie to be clicked.
- User selects their favourite team.
- User then stands far from the area.
- The selected team gets overlayed in the Screen for a selfie. player will overlay in AR for the Selfie
- AR Player will also be seen on the LED Display screen.
- The user clicks their image with the particular player.
- image click can be saved and shared on various Social Media Platforms.

SELFIE ZONE

Select mode



With Player



With Team

AR Selfie Booth



SELFIE ZONE

Selfie with Team



Brazil



Germany



Argentina



India

Team Selection





Team
Selfie
Clicked!

Timelines & Requirements



- Timelines:
 - 35 Working Days from the Confirmation.
- Requirements:
 - AR Selfie
 - Green Chroma Shoot of all the players & Teams
 - Location for setup
 - Filters for the configuration
 - AR Soccer
 - Players for selection
 - Sequence for the shoot of ball

Commercials



Sr. No	Description	Qty	Costing
1	AR Soccer		
1.1	Hardware High End System RAM: 16GB Storage: 256GB SSD & 500 GB HDD Graphic Card: 4GB Nvidia 1060 Processor: Intel 10th Gen i5 or above Power Backup UPS 900 WATT/1500VA Kinect Sensor Depth Sensor Real Time Capture Camera 2K Quality HD Stream	1	\$4,500.00
1.2	Software	1	\$27,500.00
1.3	Total		\$32,000.00

Commercials



Sr. No	Description	Qty	Costing
2	AR Selfie		
2.1	Hardware High End System RAM: 16GB Storage: 256GB SSD & 500 GB HDD Graphic Card: 4GB Nvidia 1060 Processor: Intel 10th Gen i5 or above Power Backup UPS 900 WATT/1500VA Kinect Sensor Depth Sensor Real Time Capture Camera 2K Quality HD Stream	1	\$4,500.00
2.2	Software	1	\$15,200.00
2.3	Total		\$19,700.00